

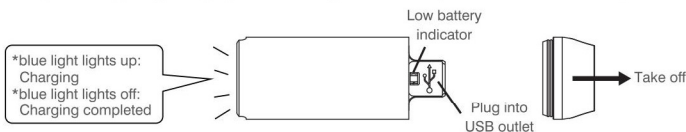
Rechargeable Hi-Power LED Headlight

CG-123P/PD

TO CHARGE

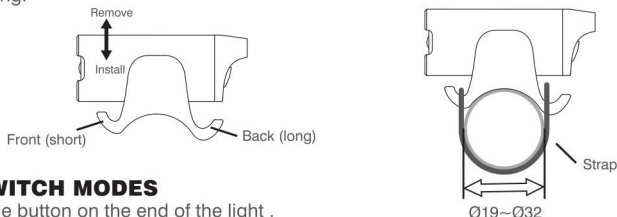
Take off the rubber cover at the end of the light and plug the USB into USB outlet.

* Low battery: Red light lights up (Please charge the battery as soon as possible)



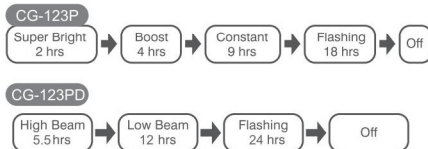
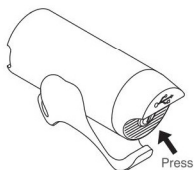
INSTALLATION

Slide headlight into place and install the supplied mount onto the handlebar and tighten it by stretchable fastener ring.

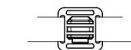
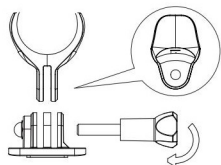


TO SWITCH MODES

Press the button on the end of the light.



Optional: Helmet Mount HM-03



hook and loop fastener to mount onto a helmet



Tighten up the velcro strap.



Clip the light on the helmet mount HM-03.

Rechargeable Hi-Power LED Headlight

CG-123P/PD

SPECIFICATIONS

CG-123P

Size: 69 × 27 × 27 mm

Weight: 52 g

LED: 3 Watt Hi-Power LED

CG-123PD (Meets Danish Standard)

Size: 69 × 27 × 27 mm

Weight: 52 g

LED: 1 Watt Hi-Power LED

Battery: Rechargeable lithium-ion polymer battery

Bracket: HB10, Ø19-Ø32mm, with 1 rubber pad

Input: DC5V / 500mA, Micro USB

Charging: 2~3 hrs

Standard charging time: approx 2 hrs (via USB)



Caution:

* For your own safety, please do not operate the controls of the product while riding.

* Please keep the product out of children's reach.

The battery is prevented from overcharged and over-discharged. The battery should be fully charged when it is used at the first time. Never charge batteries unattended. If the battery will not be used for a long time, the battery should be fully charged. Store it in a dry and cool place, and keep it away from babies. Do not swallow it. If it is swallowed accidentally, please ask for help in hospital immediately. To prevent from damage of the battery, check the battery once per month or two months regularly and fully recharge it once per six months. If the battery starting to smoke or hot discontinue charging process immediately. Do not expose battery pack to direct sunlight (heat) for extended periods. Please put the battery under condition which is between 41°F 68°F (5°C 20°C). Low humidity and free toxic or corrosive condition are recommended. Overcharging may occur and fire may be the result. Let battery cool down to ambient temperature before charging. During discharge and handling of batteries, do not exceed 160°F (60°C). The battery can be fully charged and discharged to 500 times. Its lifetime will be decreased by the times of use. This is normal condition, so the warranty does not cover changes of battery lifetime. The battery is not eligible for in-warranty service. Please charge the product by using USB cable. If it is charged by computer, it should be plug into USB outlet on the back of motherboard to prevent from insufficient power supply. Be sure to use the battery according to the manual. Please charge the battery with power bank when it is running out of power. Do not charge the battery in super bright mode, switching to boost mode or flashing mode are recommended. The battery life will change following the situation of temperature and usage which it's margin of error is plus or minus 10 percent.



MADE IN TAIWAN

A6C123P1614